

## Section VI **STATISTICS**

### **Crime Data**

Crime rates are calculated on the number of crimes divided by the population of a given geographical area. Uniform Crime Reporting (UCR) is divided into three offense categories: **Crimes against Persons**, **Crimes against Property** and **Behavioral Crimes**.

#### Crimes Against Persons

Criminal offenses where the victim is present and the act is violent, threatening or has the potential of being physically harmed.

Murder	Kidnapping	Negligent Homicide
Robbery	Rape	Aggravated Assault
Other Sex Crimes	Simple Assault	

#### Crimes Against Property

Criminal offenses that involve taking something of value by theft, deception or the destruction of property.

Burglary	Fraud	Larceny
Embezzlement	Motor Vehicle Theft	Vandalism
Arson	Forgery/Counterfeit	
Sale/Purchase Possession of Stolen Property		

#### Behavioral Crimes

Crimes that represent society's prohibitions on engaging in certain types of activity such as criminal offenses that violates laws relating to personal conduct, responsibility and public order. Although not necessarily violent or property offenses in themselves, they may often contribute to other criminal acts.

Weapons Restriction Laws	Liquor Laws	Prostitution
Disorderly Conduct	Narcotics Laws	Curfew
Offenses against Family	Runaway Juveniles	DUII

## 2023 MPD Annual Report

PART I CRIMES	2022	2022 Reported to State	2022 Arrests		2023	2023 Reported to State	2023 Arrests		PERCENTAGE CHANGE
			Juvenile	Adult			Juvenile	Adult	
Murder	0	0	0	0	0	0	0	0	0%
Attempt Murder	1	1	0	0	0	0	0	0	-100%
Rape	13	13	1	3	7	6	0	0	-46.15%
Robbery	13	11	0	6	13	12	0	9	0%
Aggravated Assault	69	61	1	44	65	48	9	42	-5.80%
Burglary	102	95	1	23	71	67	4	20	-30.39%
Larceny	794	680	13	230	676	599	13	245	-14.86%
Auto Theft	85	67	0	23	50	41	0	15	-41.18%
Arson	14	12	0	5	22	20	2	6	57.14%
<b>PART I TOTAL</b>	<b>1091</b>	<b>940</b>	<b>16</b>	<b>334</b>	<b>904</b>	<b>793</b>	<b>28</b>	<b>337</b>	<b>-17.14%</b>

PART II CRIMES	2022	2022 Reported to State	2022 Arrests		2023	2023 Reported to State	2023 Arrests		PERCENTAGE CHANGE
			Juvenile	Adult			Juvenile	Adult	
Simple Assaults	247	202	11	133	268	219	15	130	8.50%
ROV/Stalker	85	85	0	51	48	48	0	31	-43.53%
Kidnapping	0	0	0	0	1	1	0	1	100%
Reckless Endangering	20	18	0	17	14	11	1	11	-30.00%
Intimidation	23	18	2	7	25	15	2	7	8.70%
Forgery/ Counterfeit	40	26	0	25	47	29	1	7	17.50%
Fraud	214	159	0	89	193	148	1	46	-9.81%
Embezzlement	8	8	0	7	3	3	0	2	-62.50%
Stolen Property	14	8	0	11	7	3	0	6	-50.00%
Extortion	2	1	0	0	3	3	0	0	50.00%
Vandalism	544	429	19	118	409	336	8	94	-24.82%
Weapons	85	75	2	54	70	57	3	39	-17.65%
Prostitution	0	0	0	0	1	1	0	0	100%
Sex Offenses	81	67	2	23	121	84	2	22	49.38%
Drug Violations	146	110	3	64	95	65	0	55	-34.93%
Gambling	0	0	0	0	0	0	0	0	0%
Offenses Against Family	6	6	0	2	10	10	0	2	66.67%
DUII	75	75	0	75	60	60	1	57	-20.00%
Liquor Laws	9	9	0	9	2	2	2	0	-77.78%

## 2023 MPD Annual Report

Disorderly Conduct	117	111	5	103	128	121	8	106	9.40%
Trespass	276	267	1	249	251	245	1	215	-9.06%
UEMV	130	20	0	18	62	11	0	13	-52.31%
Curfew	2	2	0	0	1	1	0	0	-50.00%
Tobacco	0	0	0	0	0	0	0	0	0%
Runaway	57	57	0	0	63	63	0	0	10.53%
Animal Offenses	5	5	0	0	8	6	0	8	60.00%
All other	156	146	3	132	291	285	2	277	86.54%
<b>PART II TOTAL</b>	<b>2342</b>	<b>1904</b>	<b>48</b>	<b>1187</b>	<b>2181</b>	<b>1827</b>	<b>47</b>	<b>1129</b>	<b>-6.87%</b>

PART III CRIME	2022	2022 Reported to State	2022 Arrests		2023	2023 Reported to State	2023 Arrests		PERCENTAGE CHANGE
			Juvenile	Adult			Juvenile	Adult	
Escape	22	22	0	23	13	13	1	11	-40.91%
Hit and Run	162	161	1	30	158	158	2	28	-2.47%
Reckless Driving	61	61	0	53	44	40	1	40	-27.87%
Eluding	24	21	1	15	12	11	0	7	-50.00%
DWS Misd/Fel	55	55	0	54	42	42	0	40	-23.64%
Fail to Display Operators License	1	1	0	0	0	0	0	0	-100%
Garbage/Litter	12	11	1	10	18	18	0	17	50.00%
Protective Custody	98	98	0	0	67	67	0	0	-31.63%
Warrant/Fugitive	696	661	3	693	596	573	1	600	-14.37%
Sex Offender	20	19	0	19	9	9	0	9	-55.00%
Motor Vehicle Recovered	11	11	0	0	9	9	0	0	-18.18%
Stolen Property Recovered	2	2	0	0	3	3	0	0	50.00%
Non-Criminal Domestic	1	1	0	0	2	2	0	0	100%
<b>PART III TOTAL</b>	<b>1165</b>	<b>1124</b>	<b>6</b>	<b>897</b>	<b>973</b>	<b>945</b>	<b>5</b>	<b>752</b>	<b>-16.48%</b>

<b>PART I TOTAL</b>	<b>1091</b>	<b>940</b>	<b>16</b>	<b>334</b>	<b>904</b>	<b>793</b>	<b>28</b>	<b>337</b>	<b>-17.14%</b>
<b>PART II TOTAL</b>	<b>2342</b>	<b>1904</b>	<b>48</b>	<b>1187</b>	<b>2181</b>	<b>1827</b>	<b>47</b>	<b>1129</b>	<b>-6.87%</b>
<b>PART III TOTAL</b>	<b>1165</b>	<b>1124</b>	<b>6</b>	<b>897</b>	<b>973</b>	<b>945</b>	<b>5</b>	<b>752</b>	<b>-16.48%</b>

<b>GRAND TOTAL</b>	<b>4598</b>	<b>3968</b>	<b>70</b>	<b>2418</b>	<b>4058</b>	<b>3565</b>	<b>80</b>	<b>2218</b>	<b>-11.74%</b>
--------------------	-------------	-------------	-----------	-------------	-------------	-------------	-----------	-------------	----------------

# 2023 MPD Annual Report

## CRIMES

### CRIMES AGAINST PERSONS

	2019	2020	2021	2022	2023
Willful Murder	1	0	0	0	0
Negligent Homicide	0	0	0	0	0
Rape	15	17	12	13	7
Other Sex Offenses	64	117	67	81	121
Kidnapping	2	5	0	0	1
Robbery	7	4	9	13	13
Aggravated Assault	44	67	62	69	65
Simple Assault	228	272	288	247	268
<b>TOTAL</b>	<b>361</b>	<b>482</b>	<b>438</b>	<b>423</b>	<b>475</b>

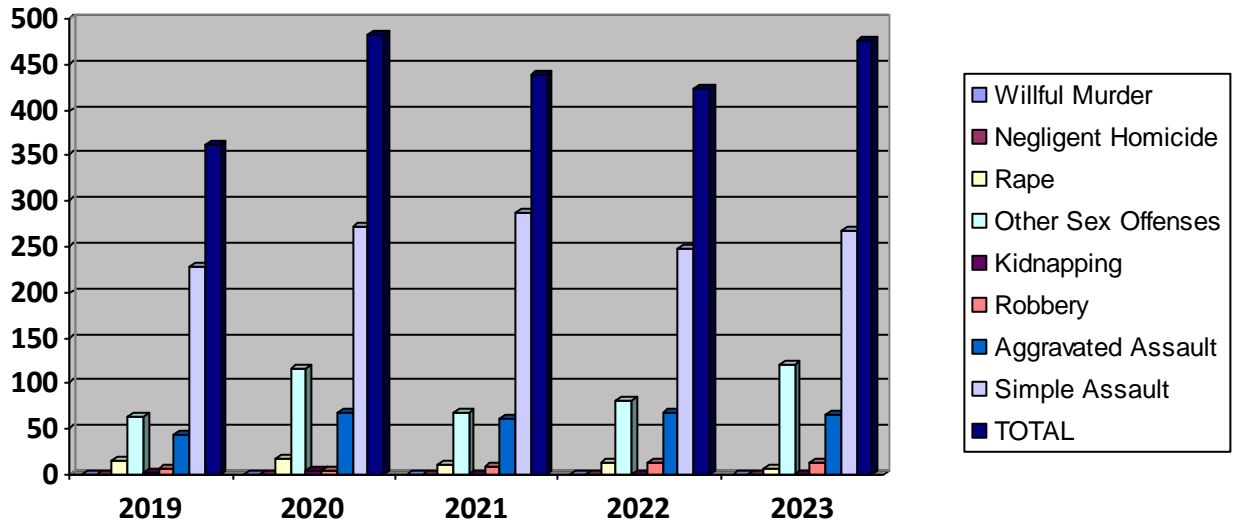
### CRIMES AGAINST PROPERTY

	2019	2020	2021	2022	2023
Burglary	88	101	99	102	71
Larceny	773	752	698	794	676
Motor Vehicle Theft	47	69	62	85	50
Arson	7	10	20	14	22
Forgery/Counterfeiting	61	110	82	40	47
Fraud	246	257	310	214	193
Embezzlement	2	2	3	8	3
Stolen Property	29	9	17	14	7
Extortion	1	2	2	2	3
Vandalism	356	467	492	544	409
<b>TOTAL</b>	<b>1610</b>	<b>1779</b>	<b>1785</b>	<b>1817</b>	<b>1481</b>

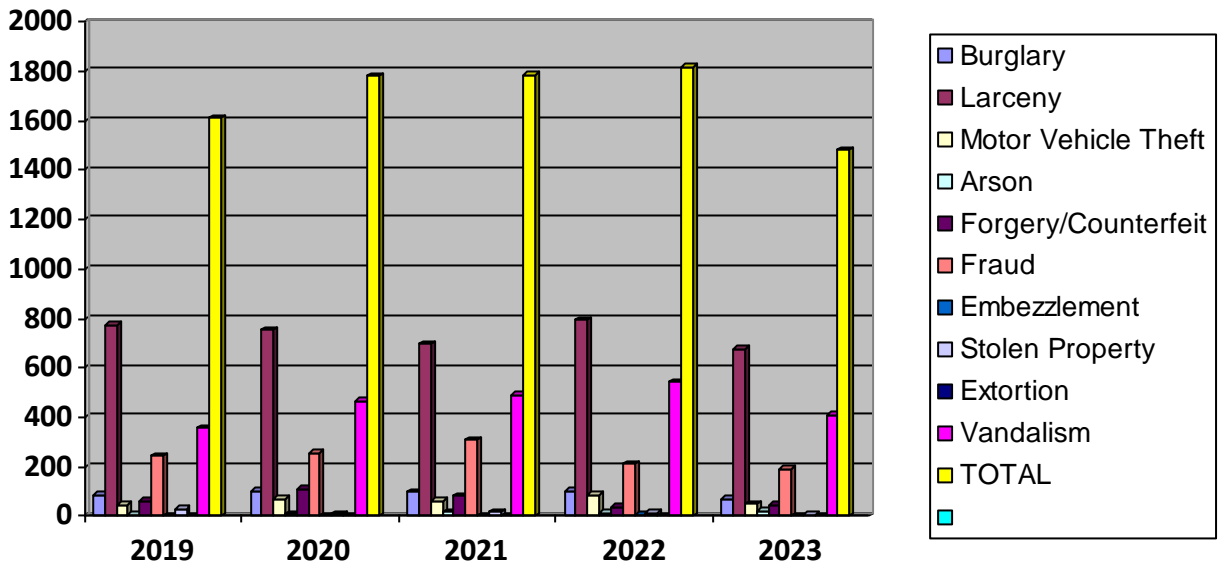
### BEHAVIORAL CRIMES

	2019	2020	2021	2022	2023
Weapon Laws	81	76	86	85	70
Prostitution	0	1	4	0	1
Drug Laws	311	346	124	146	95
Offenses Against Family	15	7	10	6	10
Driving Under the Influence	95	71	110	75	60
Liquor Laws	60	20	11	9	2
Disorderly Conduct	117	93	141	117	128
Curfew	10	5	1	2	1
Runaway Juveniles	51	31	47	57	63
<b>TOTAL</b>	<b>740</b>	<b>650</b>	<b>534</b>	<b>497</b>	<b>430</b>

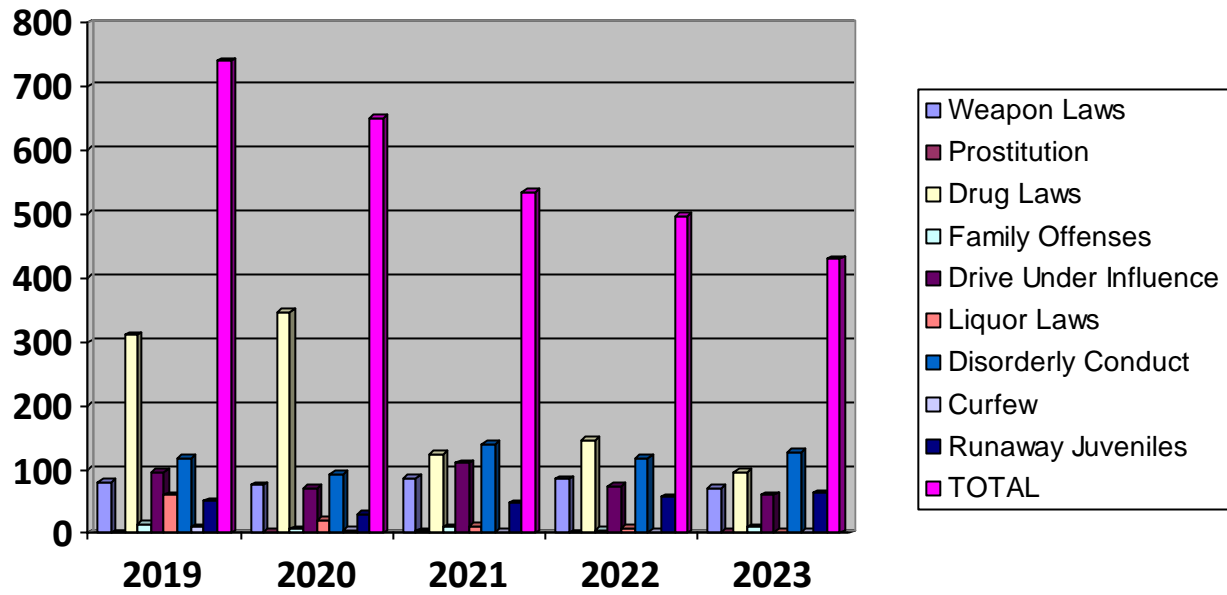
## CRIMES AGAINST PERSONS



## CRIMES AGAINST PROPERTY

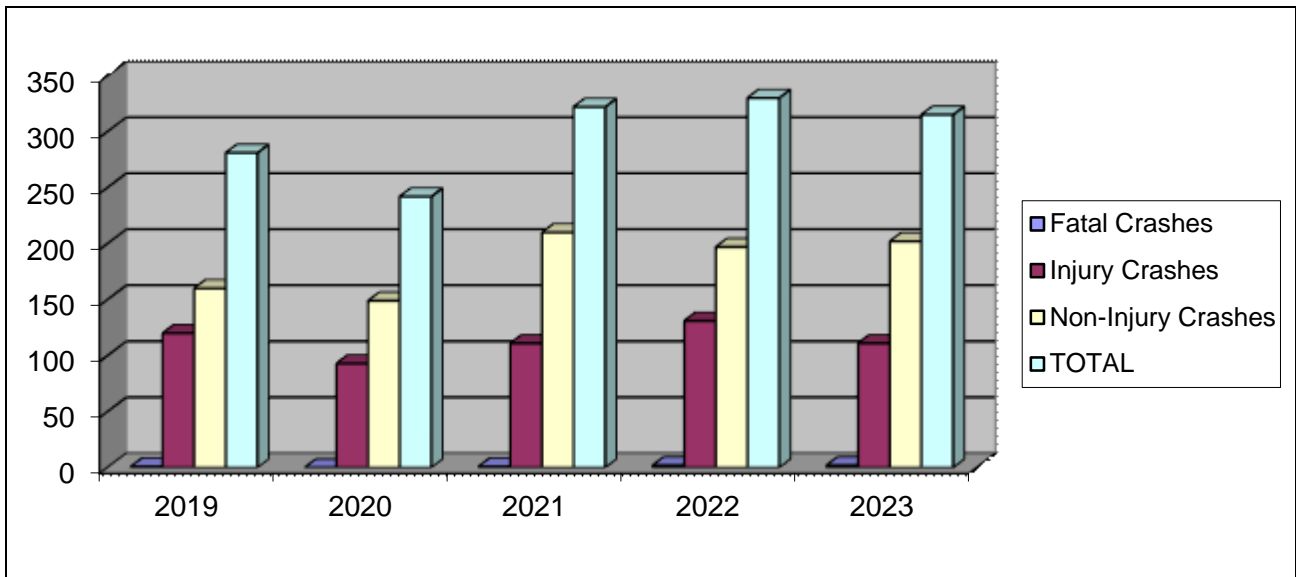


**BEHAVIORAL CRIMES**



**TRAFFIC DATA**

**Crash Data**



**Enforcement Data**

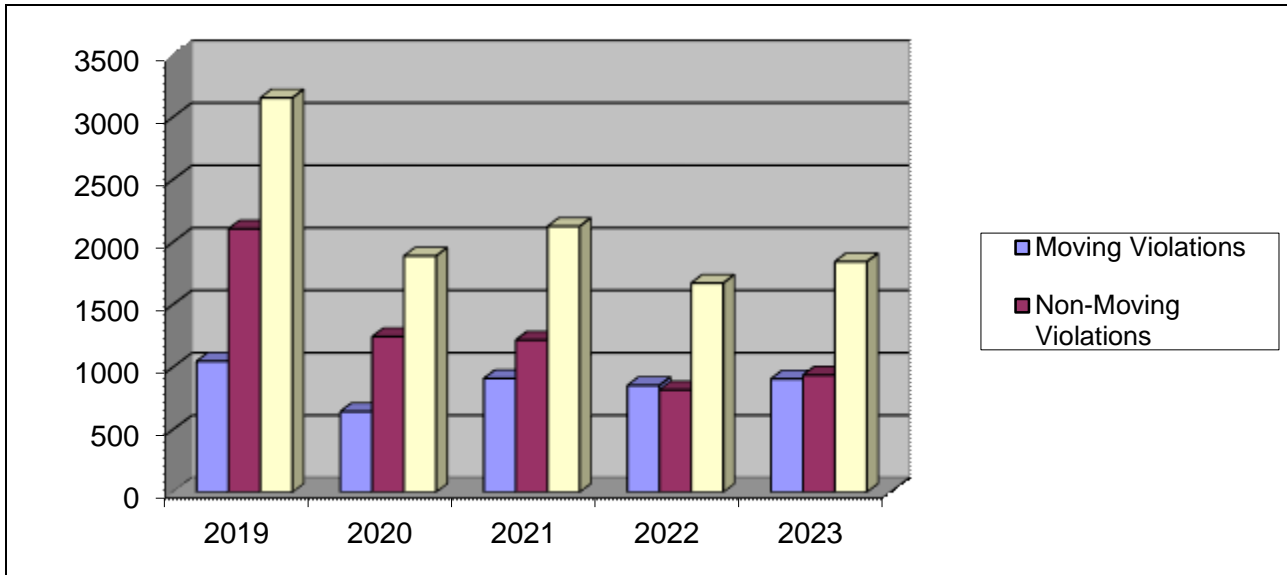
<b>CRASHES</b>	<b>2019</b>	<b>2020</b>	<b>2021</b>	<b>2022</b>	<b>2023</b>
Fatal Crashes	1	0	1	2	2
Injury Crashes	120	93	111	131	111
Non-Injury Crashes	160	149	210	197	202
<b>TOTAL</b>	<b>281</b>	<b>242</b>	<b>322</b>	<b>330</b>	<b>315</b>

<b>CITATIONS BY VIOLATIONS</b>	<b>2019</b>	<b>2020</b>	<b>2021</b>	<b>2022</b>	<b>2023</b>
Moving Violations	1048	645	910	855	907
Non-Moving Violations	2107	1245	1217	818	937
<b>TOTAL</b>	<b>3155</b>	<b>1890</b>	<b>2127</b>	<b>1673</b>	<b>1844</b>

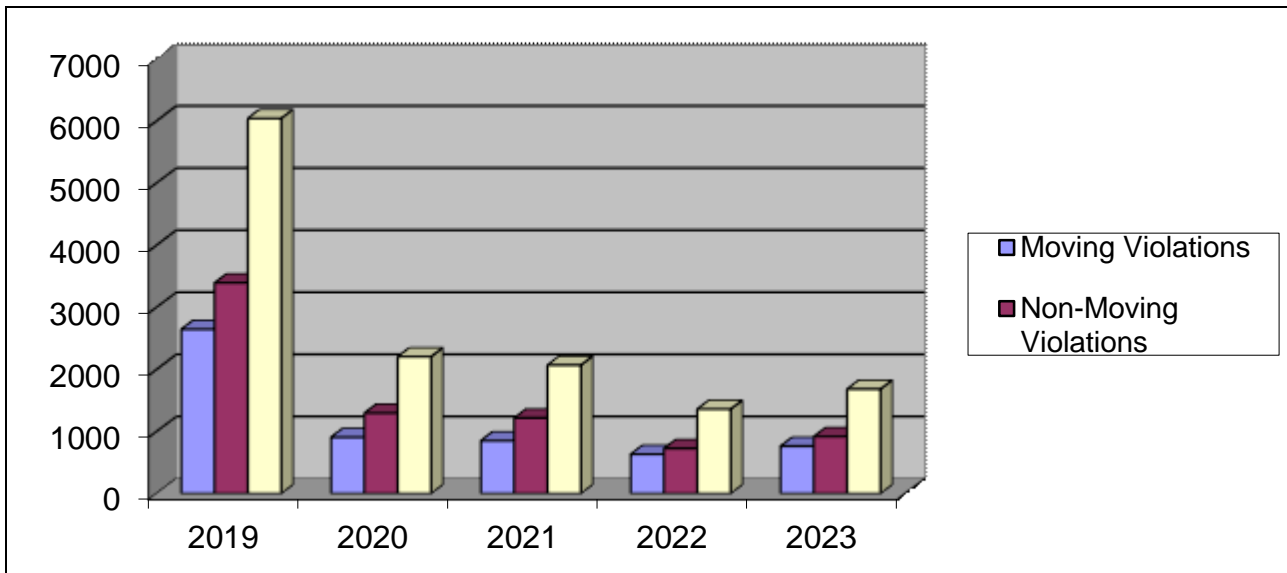
<b>WARNINGS BY VIOLATIONS</b>	<b>2019</b>	<b>2020</b>	<b>2021</b>	<b>2022</b>	<b>2023</b>
Moving Violations	2647	908	852	634	764
Non-Moving Violations	3393	1297	1218	728	920
<b>TOTAL</b>	<b>6040</b>	<b>2205</b>	<b>2070</b>	<b>1362</b>	<b>1684</b>

**TRAFFIC**

**Citations by Violation**



**Warnings by Violation**





# 2023 MPD Annual Report

## CALLS FOR SERVICE DATA

In previous years the information shown in this section was the actual requests for police officer service from the community. These numbers did not include officer-initiated activity (i.e. traffic stops, follow up contacts, etc). This year we chose to include all calls for service.

### Calls-For-Service

Call Type	2022	2023
911 Hang-up/Open Line	195	178
Abandoned Vehicle	292	627
Alarm/Audible	954	865
Alarm/Hold-up	43	33
Alarm/Silent	22	25
Animal Abuse/Neglect	179	175
Animal Bite	20	19
Animal Injured	62	65
Animal Nuisance	363	428
Area Check	1177	657
Arson	14	22
Assault/Cold	86	62
Assault/Now or Just Occurred	75	57
Assist Disabled Vehicle	50	48
Assist Outside Agency	715	575
Assist Public	126	130
Attempt to Locate	10	11
Behavior Health Concern	398	300
Bomb Threat	1	2
Building Collapse	8	2
Burglary Attempt	29	24
Burglary/Cold	76	70
Burglary/Now or Just Occurred	38	39
Camping Ordinance	*category added 12/29/23	*2
Civil Complaint	367	376
Civil Paper	1270	1472
Cover Car/Back up	28	24
Criminal Mischief/Cold	363	333
Criminal Mischief/Just Occurred	124	107
Curfew Violation	17	19
Custodial Interference/Cold	105	101
Custodial Interference/Now	28	23
Death Investigation	14	14
Detail	320	399
DHS Cross Report Information	56	146
Disturbance	854	872
Domestic	104	100
Domestic Now	676	567
Driving Under Influence	145	133
Driving While Suspended	31	34
Drug Violation	312	384
Dumping Complaint	49	50
Elder Abuse/Neglect	13	21
Escapee/Walk away	0	0
Extra Patrol	218	129

# 2023 MPD Annual Report

Call Type	2022	2023
Field Investigation	865	752
Fight	69	72
Follow Up	2265	2501
Found Child	26	26
Fraud	318	317
Harassment	795	690
Hit and Run	277	289
Homicide	1	0
Impound Vehicle	45	37
Information	1115	1007
Intoxicated Person	42	35
Juvenile Abuse/Neglect	110	93
Kidnap	1	1
Medical/Fire Assist	135	141
Menacing	49	56
Minor In Possession	12	21
Miscellaneous	113	59
Miscellaneous Arrest	45	110
Missing Person	86	75
Missing Person Found	2	8
Noise Complaint	399	385
Open Container	8	7
Ordinance	680	639
Parking Complaint	260	340
Phone Message	930	755
Premise Unsecure	54	41
Property Lost/Found	421	388
Prowler	44	37
Public Health Hazard	27	28
Pursuit	12	6
Reckless Driver	472	480
Recovered Stolen Vehicle	35	25
Repossessed Vehicle	35	59
Restraining Order Now/Just Occurred	57	43
Restraining Order Violation/Cold	117	89
Robbery	10	12
Runaway	100	102
RV Ordinance	488	1200
Search Warrant	38	16
Sex Crime/Now	7	0
Sex Crime Miscellaneous	130	117
Shooting	15	9
Speed Racing	25	23
Stabbing	3	0
Stolen Vehicle	124	96
Suicidal	362	253
Suspicious Person/Vehicle	2402	1914
Theft Attempt	28	24
Theft/Cold	868	664
Theft/Now or Just Occurred	210	267
Traffic Collision Auto Ped	35	36
Traffic Collision Major/Rollover	16	8
Traffic Collision/Injury	36	45

## 2023 MPD Annual Report

<b>Call Type</b>	<b>2022</b>	<b>2023</b>
Traffic Collision/Non Injury	306	302
Traffic Collision Unknown Injuries	115	110
Traffic Complaint Miscellaneous	111	161
Traffic Hazard	528	503
Traffic Stop	2789	3188
Transport	21	6
Trespass/Cold	201	189
Trespass/Now	1003	1207
Unknown Problem	63	65
Unwanted	129	96
Warrant Service	757	662
Weapons Complaint	194	135
Welfare Check	1074	1125
<b>Total</b>	<b>32,137</b>	<b>31,867</b>
<b>Change</b>		<b>-.84%</b>